

DCC/SB

Versailles le 22/04/2008.


INFO-TECH CITROËN Sport C2 R2 MAX N° 04/08.

Subject : Alternator, reliability modifications.


Dear Customers,

To upgrade the reliability of your C2R2 Max alternator, follow thoroughly our modification suggestions as described below :


1 - Remove the plastic bonnet, by unscrewing the 3 nuts shown on the picture below :




2 - Apply some seal paste (« caf ») on 3 poles shown on the picture below and the body as well, to reduce vibrations :




3 - Apply generously some seal paste (« caf ») on pole areas inside the bonnet, as shown on the picture below :



4 - Cover the alternator with his bonnet and torque the three nuts :



The paste, with the right quantity, must appear on each window.



Torque : 0.8 m.kg
+ paint marks

Thank you for your attention.

S. BARRAUD, le 22/04/08